



# 2008-2009 GMT Quarterly Report for District (or Undistricted) **District 20 S**



GMT: **SCOTT A. STORMS**

Location: **NEW YORK**

GMT CA: **1 & 2**

## CLUBS

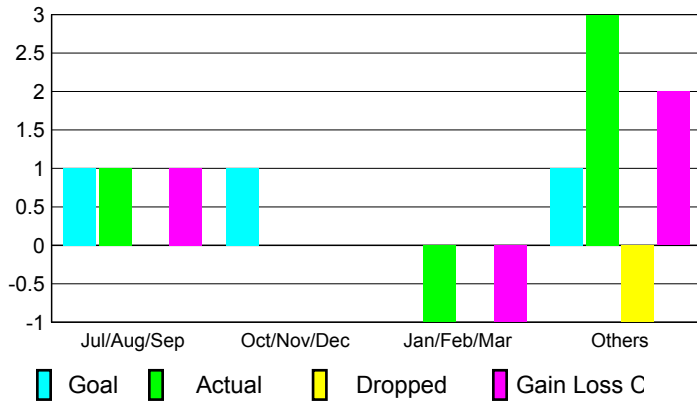
### Club Results 2008-2009

### Clubs 2007-2008

Month	New Club Goal	Actual New Clubs	Actual Dropped Clubs	Gain/Loss of Clubs	Gain/Loss of Clubs
Jul/Aug/Sep	1	1	0	1	0
Oct/Nov/Dec	1	0	0	0	0
Jan/Feb/Mar	0	-1	0	-1	0
Apr/May/June	1	3	-1	2	0
<b>Totals</b>	<b>3</b>	<b>3</b>	<b>-1</b>	<b>2</b>	<b>0</b>

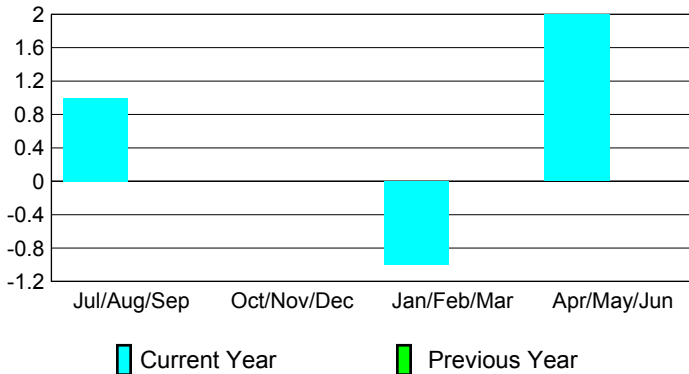
### Club Results 2008-2009

Goal, New, Dropped, Gain/Loss



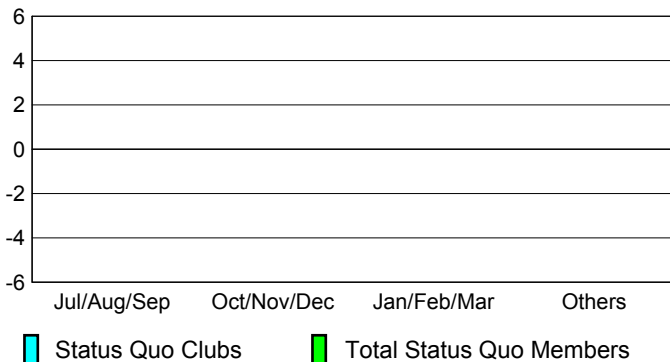
### Comparison of Club Gain/Loss

Current Year Compared to the Previous Year



### YTD Status Quo Clubs 2008-2009

Status Quo Clubs Compared to Status Quo Members



## MEMBERSHIP

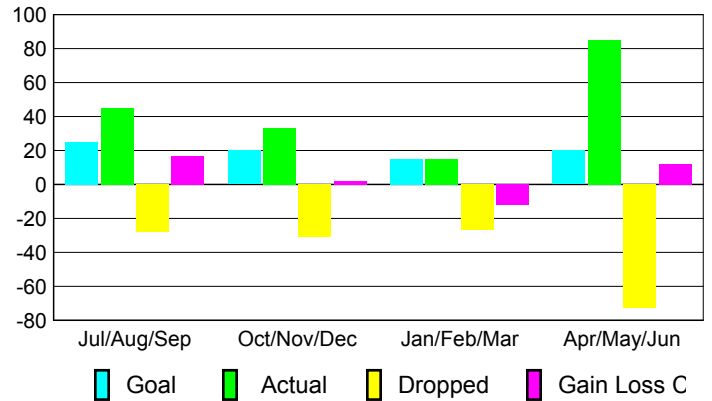
### Membership Results 2008-2009

### Membership 2007-2008

Month	Net Memb Goal	Actual New Memb	Actual Dropped Memb	Gain/Loss of Memb	Gain/Loss of Memb
Jul/Aug/Sep	25	45	-28	17	-22
Oct/Nov/Dec	20	33	-31	2	-4
Jan/Feb/Mar	15	15	-27	-12	-14
Apr/May/June	20	85	-73	12	-6
<b>Totals</b>	<b>80</b>	<b>178</b>	<b>-159</b>	<b>19</b>	<b>-46</b>

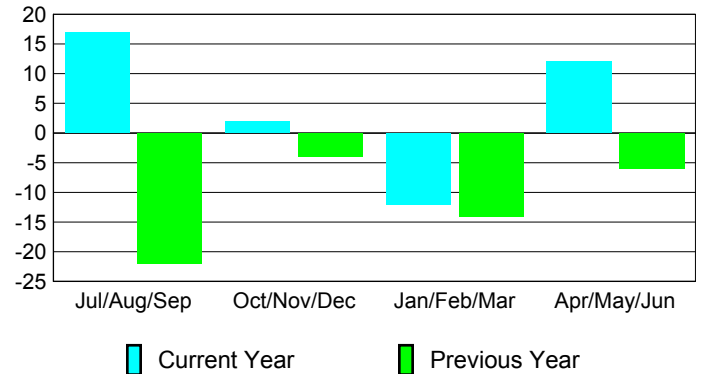
### Membership Results 2008-2009

Goal, New, Dropped, Gain/Loss

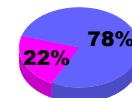


### Comparison of Membership Gain/Loss

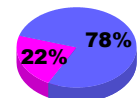
Current Year Compared to the Previous Year



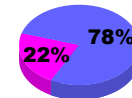
### Gender Comparison 2008-2009



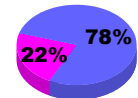
Jul/Aug/Sep



Oct/Nov/Dec



Jan/Feb/Mar



Apr/May/June

Male

Female